



# JANGRO Product Guide





## Floor Polish Remover BD080-5




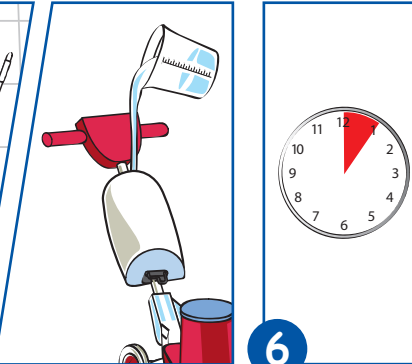
- 

1 Put on PPE
- 

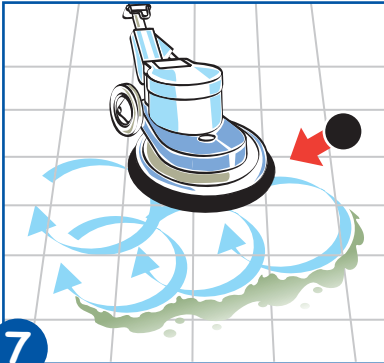
2 Place safety signs.
- 

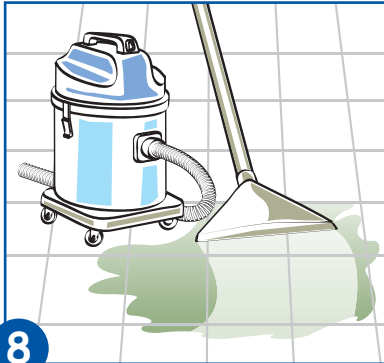
3 Sweep floor.
- 


4 Dilute 250ml per 5 litres of cold water.
- 


5 Mop solution onto floor or add to solution tank of scrubbing machine.
- 

6 Leave for 5 minutes.

- 

7 Machine scrub using an overlapping pattern with black stripping pad.
- 

8 Remove slurry with wet suction machine or mop.
- 

9 Rinse well with clean, cold water.
- 

10 Once surface is dry, remove safety signs.



NEXT STEP - Use Jangro Wet Look Floor Polish, BD010-5.

Health & Safety  
Please refer to relevant  
COSHH Sheet.