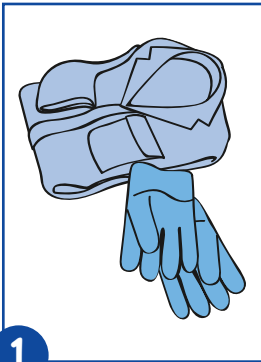



JANGRO Product Guide




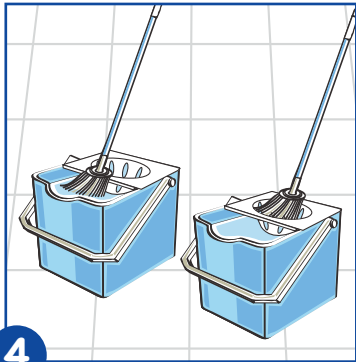
High Traffic Floor Polish 21% Solids BD020-5

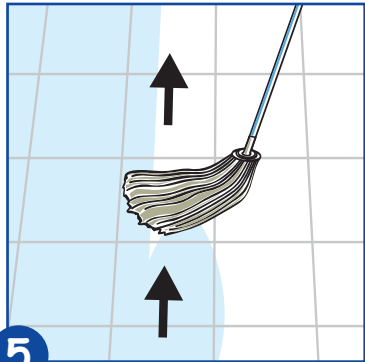


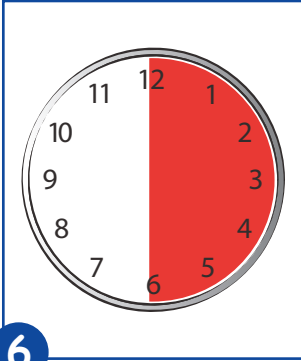
- 

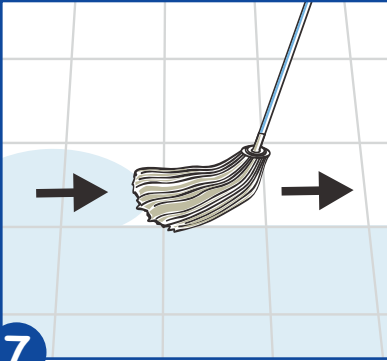
1 Put on PPE.
- 

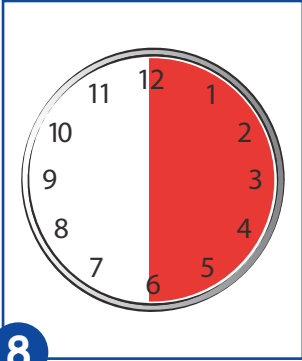
2 Place safety signs.
- 


3 Pour polish into bucket or tray. (undiluted).
- 

4 Place mop or applicator into polish. Lightly squeeze out surplus.
- 

5 Apply polish to dry floor thinly and evenly.
- 

6 Leave to dry for 30 minutes.
- 

7 Apply a further coat of polish leaving 10cm gap from skirting board.
- 

8 Leave to dry for 30 minutes.
- 

9 Remove safety signs.



For best results, maintain with Jangro Perfumed Floor Maintainer. BD030-5.

Health & Safety
Please refer to relevant
COSHH Sheet.